

Clean Up Your
World™



Lawn Care & Maintenance Machinery - Catalogue 2019



Clean up your World™ with Billy Goat!

Thank you for your interest in Billy Goat! For more than 50 years, Billy Goat® has been the leader in making properties across the globe look fantastic. The equipment in this catalogue represents the best in specialty turf products with close attention to detail in an effort to make Billy Goat products simple to operate, highly productive, less fatiguing, and a pleasure to use!

Inside you will find innovative features like advanced fan technology in our blowers; hydrostatic drive systems and intuitive controls in our brush cutters, aerators, overseeders and sod cutters that take the guesswork out of ground speed and direction; customer-friendly ergonomics that reduce noise, weight, dust and vibration across the line.

Rest assured that Billy Goat products are customer focused, engineered and rigorously field tested to our customer's highest requirements which is why they are known for their outstanding durability and rugged performance year after year.

When it comes to cleaning up, Billy Goat features leading solutions for all your residential, commercial, and municipal cleanup needs. We invite you to review our catalog, refer to our website, watch our videos and work with our worldwide network of stocking and servicing dealers to pick the machine that is right for your cleanup needs.

Yours sincerely,
Billy Goat Industries.

**Clean Up Your
World™**



Ground Care



Introduction	04
Power Rakes	06
Overseeders	08
Aerators	12
Sod Cutters	22

Cutting & Mowing



Introduction	24
Brushcutters	26

Debris Management



Introduction	30
Force Blowers	32
Leaf & Litter Vacuums	38
Debris Loaders	46

Turf and renovation projects for the perfect property

Keep your lawn in perfect condition with Billy Goat turf and renovation machines. With our powerful power-rakes you can remove thatch from turf the fast way. After that you can make a perfect finish with the over-seeders. Our aerators let air in by the roots. Get to know our sod-cutters for the easiest way to remove turf for your renovation projects or installation of pipework for irrigation in your lawn.

All the machines are made for durable and efficient working. They are very easy to operate making the whole range ideal for residential, professional users and hire companies.







**Compact and
lightweight**

CR Series

CR550HCEU

Billy Goat's Compact Power Rake manoeuvres easily around small properties, removing matted thatch from turf in 20" / 51 cm passes. Its rugged design withstands the most demanding use.

The CR550HCEU comes standard with Honda power coupled to a free-swinging heat treated tempered flail blade reel, mounted to construction grade cast iron bearings with grease fittings. The flail reel can be changed over to an optional slicing reel in 10 minutes.

The heavy-duty constructed single-piece unit has low vibration due to its reduced overall number of parts, improving operator comfort and handling. An adjustable idler permits the operator to set the precise tension for maximum belt life. The padded, ergonomic handles are stiff under operation and fold for easy transport and storage.



**Heavy duty and
convertible to
an Overseeder**

Model shown:
PR550

PR Series

PR550, PR550H

The PR Series efficiently removes matted thatch from turf in 20" / 51 cm passes, and its rugged design withstands the most demanding use. The rotation of the flail blade shaft is clock wise, this propels the PR forward, making it self propelled.

As the PR Series weighs slightly more than other power rakes on the market, with steel guards, heavier wheels, premium bearings, and a 3,6 mm steel engine base, the PR absorbs much of the vibration before it is transferred to the handle, which improves operator comfort and handling.

The PR comes standard with Honda or Vanguard™ power coupled to a free swinging, heat treated, tempered flail blade reel, mounted to heavy-duty cast iron pillow block bearings with grease fittings.

The PR is convertible to an overseeder or vertislicer with optional accessories.



Features

CR Series



Working Height Adjustment
Easy adjust the working height:
+ 12,7mm to - 19mm.



CR Flail Reel
Helps restore healthy growth of turf.
Can be ordered separately. (350241-S)



Cast Iron Bearings
Complete with grease fittings for
purging grease.

PR Series



Heavy Duty Depth Adjustment
Save on blade wear when compared to
pre set adjustments that may promote
premature flail wear. + 12mm to - 25mm.



PR Flail Reel
Heat treated and tempered blades stand
up to heavy use. Standard on PR Series,
can be ordered separately. (350112)



Foldable Handles
Great for storage, transport
and longer life.



Premium Construction
Steel pulleys, easy to adjust idler
and easy to change belt contribute to
long life. Protected by a steel guard.

Accessories



Vertisling Reel
Perfect for thinning running
grasses, improving drainage
and overseeding.
(350252 / 350113)



Spring Tine Reel
Efficiently removes thatch
where sprinkler heads or other
objects may be a concern.
(350355-S)



Overseeder Conversion Kit
Convert your Power Rake to an Overseeder.
(350328)

USE / LEVEL	SMALL - MEDIUM PROPERTIES	PROFESSIONAL / COMMERCIAL	
	CR Series	PR Series	
	CR550HCEU	PR550	PR550H

ENGINE

Engine Make	Honda	Briggs & Stratton	Honda
Engine Model	GC160	Vanguard™	GX160
Performance kW [HP]	3,74 [5,0]**	4,1 [5,5]*	4,1 [5,5]**
Displacement (cc)	163	205	163

POWER RAKE

Productivity (m²/h)	1.225	1.225	1.225
Rake Width (cm/inch)	51 / 20"	51 / 20"	51 / 20"
Drive Type	Push	Push	Push
Rake depth (cm)	0,3 - 1,3	0,3 - 1,3	0,3 - 1,3

DIMENSIONS / WEIGHT

Weight (kg)	59	73	72
Length x Width x Height (cm)	98 x 72 x 119	116 x 67 x 119	116 x 67 x 119

ACCESSORIES

CR Vertisling Reel (350252)	•		
PR Vertisling Reel (350113)		•	•
Spring Tine Reel (350355-S)		•	•
Overseeder Conversion Kit (350328)		•	•

* All power levels are provided by Briggs & Stratton. ** All power levels are provided by Honda.



Auto Drop™ system

Model shown:
OS552H

OS500 Series

OS552, OS552H

The OS500 Push Series, powered by Vanguard™ or Honda comes with a 20" / 51 cm VertiCut delta reel that creates the ideal environment for seed to soil contact and high germination rates. This overseeder conserves seed with Billy Goat's exclusive Auto Drop™ feature by automatically starting or stopping seed drop with bale engagement and disengagement conserving seed and preventing seed spilling. The heavy-duty bale controls both seed release and blade engagement. Select the correct drop rate without all the guesswork.

The 11,3 kg capacity front mounted poly seed box won't rust or dent. On board instructions are conveniently mounted under the lid to help set seed application rates. Premier wheels, bale, frame and bearings offer long life and durability.

With optional flail or spring tine reels, the OS500 Series easily converts to a power rake, making this an extremely versatile machine and an excellent investment.



Auto Drop™ system and floating cutting head

OS900 Series

OS901SPH


Billy Goat's OS900 Self Propelled Series reduces fatigue associated with pushing and features intuitive forward and reverse operator controls. The unique blade design reduces thatch pick-up and improves blade life due to its sharpened leading edge and attack angle combined with a new foot actuated height adjust that raises and lowers the reel effortlessly, providing more blade depth.

This Honda powered overseeder is 22" / 56 cm wide with an exclusive 11-blade slicing reel that floats along contours of turf increasing seed to soil contact and improving germination rates. Infinite depth adjustment of the slicer blades promotes longer blade life vs. presets. Seed settings are found on board for operator convenience.

The unit comes standard with a 13,6 kg seed box that is generously elevated above the turf to eliminate any clogging that may occur from moisture and Billy Goat's exclusive Auto Drop™ system.



How Does An Overseeder Work?



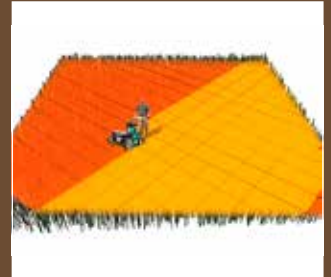
The hopper drops the seeds and are sown in the desired amount provided by the setting of the sowing dosage.



The seeds fall into the soil grooves made by the rotor blades and then pushed deep into the blade passage.



With the seed planted, it is recommended to sprinkle the soil with more top soil, fertilize and then pass over with a roller.



To achieve a better result, it is advisable to overseed by sowing in stages and criss-crossing at 90° angles.

Auto Drop™ System



Automatically starts and stops seed drop with reel engagement and disengagement, conserving valuable seed.
Available on the OS500 and OS900 Series.

Floating Cutting Head



An exclusively designed 22" / 56 cm slicing reel floats, matching with the contours of the ground, therefore increasing seed to soil contact & improving germination rates.
Available on the OS900 Series.



Features

OS500 Series



Seed Box

11,3 kg front mounted poly seed box with on-board customer instructions to help set drop rates for various seed. The box / agitator bar won't rust or dent.



Fold-n-Go™ Handles

Fold-n-Go™ no tool, no bolt foldable handles with inside bail and padded handles. Great for comfort, storage, transport and long life.



Heavy Duty Wheels

Heavy-duty wheels with steel rim and roller bearings stand up to the most demanding customers and applications.

OS900 Series



Hydrostatic Transmission

Self propelled with intuitive forward & reverse drive controls eliminate pushing to reduce fatigue. Simple auto release switch for transport in off position.



Dual Belts

The rotor is drive by dual belts to ensure a longer service life. In the event of a break in one of the two straps, the machine is still able to complete the job.



Elevated Seed Box

Prevents moisture from clogging the seed drop and provides excellent visibility. Axle driven seed agitator eliminates belts and tyre-on-tyre systems.



Blade

Provides improved slicing, reduced thatch pick-up and longer life due to sharpened leading edge, design, attack angle and new height adjust. Available as an accessory (351305).



Foot Pedal

Available as standard on OS901 models, the foot actuated height adjust raises and lowers the reel effortlessly and provides more blade depth. Available as an accessory for older OS900 Series models (351611).



Fold-n-Go™ Handles

No tool, no bolt, foldable handles are great for storage, transport and long life.



Accessories

OS500 Series



Spring Tine Reel

Efficiently removes thatch with a softer touch where sprinkler heads or other objects may be a concern.
(350355-S)

OS900 Series



Clear Seed Box Cover

Convenient visibility to seed level.
(351617)



Chariot

Reduces operator fatigue.
(351601)

USE / LEVEL	SMALL - MEDIUM PROPERTIES		LARGE PROPERTIES
	OS500 Series		OS900 Series
	OS552	OS552H	OS901SPH
ENGINE			
Engine Make	Briggs & Stratton	Honda	Honda
Engine Model	Vanguard™	GX160	GX270
Performance kW [HP]	4,1 [5,5]*	4,1 [5,5]**	6,6 [9,0]**
Displacement (cc)	205	163	270
OVERSEEDER			
Productivity (m²/h)	1.225	1.225	2.700
Working Width (cm/inch)	51 / 20"	51 / 20"	56 / 22"
Drive Type	Push	Push	Self Propelled
Transmission Type		-	Hydrostatic
Working depth (cm)	0,3 - 1,3	0,3 - 1,3	0,3 - 1,3
Seed box capacity (kg)	11.3	11.3	13.6
DIMENSIONS / WEIGHT			
Weight (kg)	80	81	147
Length (cm)	116	116	148
Width (cm)	67	67	78
Height (cm)	119	119	117
ACCESSORIES			
Spring Tine Reel (350355-S)	•	•	
Clear Seed Box Cover (351617)			•
Chariot (351601)			•
Blade (351305)			•

* All power levels are provided by Briggs & Stratton. ** All power levels are provided by Honda.



**Compact, easy to use
Drum Aerator**

**Ideal for
hire
companies**

Model shown:
AE401H

AE401 Drum Series

AE401H, AE401V

This mechanical 19" / 48cm wide aerator eliminates cumbersome filling of a conventional centre drum found on other units on the market, which are prone to wear, vibration and damage.

Billy Goat's outboard drive wheels also eliminate centre wheel slip and abuse from ramp loading with the tines engaged. Instead of bulky steel weights, water weight is positioned directly over the tines for better aeration depth.

Operators love the softest drive and tine engagement and the exclusive Lift N Lock™ feature allows the tines to be raised by simply lifting up on the handle.

The Fold-n-Go™ handles and the tilt up serviceability make service and transport convenient and simple.

The two models are powered by reliable Honda or Vanguard™ engines and can aerate up to 2,000m² per hour.





The Benefits of Aeration

The purpose of aeration is to create better conditions for the exchange of air and water in the soil, improving the penetration of water and fertilisers in the soil.

If turf is trampled and walked over continuously, the lawn develops a compact surface that leads to degradation of the lawn surface.



Features



Outboard Drive Wheels

Eliminate both centre wheel slip and abuse from ramp loading with the tines engaged.



Single Bolt Tine Fastener

Rock solid and easy to service.



Tine Engagement and Lift N Lock™ Disengagement

For best in class comfort and productivity.



Water Tank

Proprietary water tank eliminates bulky side weights. 23 litre capacity.

Easy to Store and Service

Tilt up serviceability plus Fold-n-Go™ handles are excellent for transport and storage and fold without tools.

Accessories



Solid Steel Tines

Excellent for improving drainage or for other no-plug applications. Sold as a set. (360394-S)



Cam-driven Aerator



Cam-driven Hydro Drive Aerator



Model shown:
PL2501SPH

PLUGR®18

PL1801

This compact 18" (46 cm) aerator is ideal for smaller property aeration or hire companies and features reciprocating cam tines that propel the unit forward and drive cores up to 7 cm deep. The unit can aerate up to 2.000m² per hour, is simple to operate for homeowners, easy to steer without lifting and requires no add-on weights.

The easy folding handle allows for compact transport and storage. Only four tines and no chains along with a no-tool removable cover make for easy maintenance.

Powered by reliable Vanguard™ or Honda engines.

PLUGR®25 Hydro Drive

PL2501SPH, PL2501SPV

For the best combination of productivity, operator comfort, superior aeration results, variable hole density and remarkably low maintenance in its class, consider our 25" / 64 cm Hydro-Drive aerator. The unit can aerate up to 4.000m² per hour. Best in class controls offer the same intuitive, variable speed fingertip hydro-drive innovation as found on the reliable Billy Goat hydro-drive Brush Cutter, Overseeder and Sod Cutter.

The Patent Pending EZ Drop™ tine system has a one-step tine engagement lever from the handle that quickly engages tines when the lever is depressed or disengages tines when the lever is released to pass over obstacles in the aeration path for uninterrupted aeration. It also features "in-ground" steering for unmatched maneuverability, ergonomics, ease of turning, improved production, reduced downtime and turf repair when compared to drum aerators.



Due to compaction, oxygen, nutrients and water are difficult to infiltrate into the soil. This weakens the grass and depletes the root structure.



The vertical motion of a tine removes small plugs of soil from the ground.



Nutrients, oxygen and water are now able to reach the root structure, creating a stronger lawn.



After treatment, the lawn will be lush and more resistant to diseases or droughts.



Features

PL 18 Series



Removable Cover

Quick and easy one piece hood removal for access to all components on PL18 Series.



User Friendly Controls

Handle has finger-tip controlled bail for engaging drive / tine with auto stop safety feature on PL18 Series.



Cam-Driven Aerators


Punches tine core depths to 7 cm even in hard soil conditions. Spring loaded rotor assist for aggressive forward motion of the tine rods.



Easy Fold Handles

Folding handles provide compact transport and storage.

PL 25 Series



VAD™ (Variable Aeration Density)

Creates 2-10x more holes than drum models in one pass. Eliminates double aerating and offers ability to do patch repair and seed bed prep in one pass.



Water Weight Tank

Positioned directly over tines for better aeration depth and wheel traction in drier conditions. Full tank capacity is 18 litres.



Patent Pending EZ Lift™ Rear Foot Pedal

Conveniently lifts and locks tines for transport or when reversing.



Simple, Intuitive, Hydro Drive Controls

Variable speed self-propelled rear wheel drive & front casters allow you to feather the speed with finger tip control. Reduces fatigue, increases productivity and provides enhanced traction while aerating on slopes. Reverse feature (with tines up) for added maneuverability and ease of loading/unloading.




Patent Pending EZ Drop™ Tine Engagement

Depressing the orange tine lever releases the tines from the lifted locked position and engages the tining action. When the tine engagement handle is released, tining action stops and the tines drag across obstacles in the aeration path for uninterrupted aeration and increased productivity (as shown, above right).



No Tool, Flip-Up Hood

For best in class access to the inside of the machine for easy service plus improved belt access.



PL18

Accessories, Assorted Tine Sizes and Styles



Service Kits

Common replacement parts for your PLUGR® Series Aerators.
(PLUGR® 18 - 380204 - 4 required)
(PLUGR® 25 - 382605 - 6 required)



3/8"
(9,5 mm)
Hollow.
(331150)



3/8"
(9,5 mm)
Solid.
(381151)




7/8"
(22 mm)
Solid.
(381149)



5/8"
(16 mm)
Hollow.
(381057)



Zoysia
(44 mm)
Hollow.
(381152)



PL25

Tensile Hardened Thin Wall Tines

Simple, durable screw-in design makes service simple.
Four tines on PL18 Series and six tines on PL25 Series.



Cam-driven, hydrostatic transmission

HYDRO Series

AE1300HEU

This machine combines true 30" / 76 cm wide aeration and speed up to 6,9 km/h to complete 1.000 m² in as little as 15 minutes. That is 59% faster than a 26" / 66 cm drum. Plus no more lifting on turns, aerate in reverse, do trim and edges with ease and significantly improve hole quantity and quality.


Variable Aeration Density (VAD™) from 8 to 48 holes per square metre in one pass and variable hydrostatic drive for aeration in both forward and reverse.

The FLEXTECH™ arms make the core depths up to 2x that of drums. The In-Ground Turning feature provides unmatched manoeuvrability, ergonomics, ease of turning, improved production, reduced downtime and turf repair when compared to drum aerators.





Features



VAD™ (Variable Aeration Density)

Creates 2-10x more holes than drum models in one pass. Eliminates double aerating and offers ability to do patch repair and seed bed prep in one pass.



FLEXTech™ Arms

Independently acting arms are durable and forgiving for unmatched reliability. Reciprocating action drives core depths up to 2x that of drums. Reduces call backs and / or rework regardless of soil condition.



Fast Tine Service

Only 8 tines and 4 bolts are easily accessed for 10% of the time needed to service 40+ tine, 2-bolt drum units.



15" / 38 cm Tyres

This unit has 15" / 38 cm tyres and a 35" / 89 cm wheel base to accommodate slopes up to 20-degrees.



In-Ground Turning

Provides unmatched manoeuvrability, ergonomics, ease of turning, improved production, reduced downtime and turf repair when compared to drum aerators.



Reverse Aeration

The AE1300HEU allows aeration in reverse for even more productivity.



Accessories



Chariot

For larger open area aeration such as sports fields.
(362600)

Solid Steel Tines

Excellent for improving drainage or for other no-plug applications.
Sold as a set (362611).



**Towable
Drum Aerator**

Model shown with
optional water containers



Towable Drum Aerator

Will accept concrete
counterweight blocks

TOWABLE 48 Series

AET48

For larger property aeration, the tow behind AET48 is the ultimate in productivity and flexibility.

The standard 48"/ 122 cm modular unit easily configures down to 24"/ 61 cm and features interchangeable parts. Each 24"/ 61 cm unit has four tine stars with six tines each that core up to 8 cm deep. It cuts service time with single bolt tine fastener.

The AET48 aerator can be configured up to 72"/ 182 cm wide with the optional expansion kit.

Optional water containers eliminate bulky steel weights, and are positioned directly over the tines for better aeration depth.

TOWABLE 60 Series

AET60

At up to four acres an hour (1,6 ha per hour), the tow behind AET60 maximizes large property aerations and configures to widths of 36"/ 91 cm, 48"/ 122 cm or 60"/ 152 cm with a simple flip up or down of the aerator's wings. This unit weighs 199,6 kg without supplemental weights for deep, hard soil aeration.

For ultimate manoeuvrability, the AET60 also features swivelling tine assemblies (when used with 3-point hitch). It mounts to a standard tow bar or category 1, 3-point hitch, runs up to 8 km/h, and pulls behind any type of tow vehicle (20 HP or more). This unit provides a quality 6" x 7" (15,2 cm x 17,8 cm) aeration pattern up to 4"/ 10,2 cm deep. Manual jack lifts and lowers tines with two pneumatic wheels for transport.



Features & Accessories

TOWABLE 48 Series



Tine Engagement Bar and Footpad

Engage tines by stepping on the footpad. Disengage by pulling out the spring loaded lever.



Pillow Block Bearings

With grease fittings reduce wear and downtime for maintenance.



Single Bolt Tine Fastener

Rock solid and easy to service.



Easy Fill & Drain Water Containers

Weigh over 19 kg each when filled.
Two containers per 24" / 61 cm unit.
Requires 4 containers. (361100)



Tilt Up Serviceability

"O" ring chain, pillow block bearings and replaceable tine stars for best in class serviceability. Four stars per section, with 6 tines, each core up to 8 cm deep.

TOWABLE 60 Series




Category 1, 3-Point Hitch Mounting

Tines swivel for 3-point hitch mounting.



80 Hardened Steel Tines

Provides more efficient extraction of plugs. Tine wheels swivel for superior manoeuvrability (when used with 3-point hitch).



Foldable Wings

Wings raise and lower for desired aeration width: 36" / 91 cm, 48" / 122 cm or 60" / 152 cm.



Manual Lift

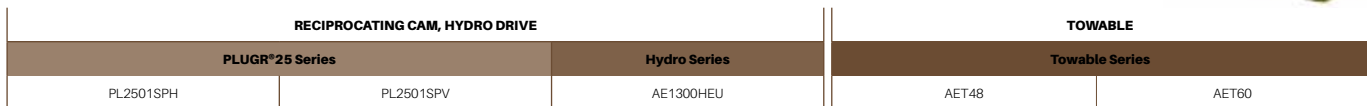
Raise and lower tines with ease.



Ground Care - Aerators

USE / LEVEL	DRUM		RECIPROCATING CAM	
	AE401 Series		PLUGR®18 Series	
	AE401H	AE401V	PL1800V	PL1800H
ENGINE				
Engine Make	Honda	Briggs & Stratton	Briggs & Stratton	Honda
Engine Model	GX120	Vanguard™	Vanguard™	GX120
Performance kW [HP]	2,9 [4,0]**	4,1 [5,5]*	4,1 [5,5]*	2,9 [4,0]**
Displacement (cc)	118	205	205	118
AERATOR				
Productivity (m2/h)	2.000	2.000	2.000	2.000
Working Width (cm/inch)	48 / 19"	48 / 19"	46 / 18"	46 / 18"
Tine Type	Drum	Drum	Reciprocating Cam	Reciprocating Cam
Tine Depth (cm)	8,9	8,9	7	7
Number of Tines	24	24	4	4
Tine pattern (cm)	12 x 18	12 x 18	6,5 x 19	6,5 x 19
Drive Type	Self Propelled	Self Propelled	Self Propelled	Self Propelled
Transmission Type	One Gear	One Gear	-	-
Wheel Type	Semi-Pneumatic	Semi-Pneumatic	Semi-Pneumatic	Semi-Pneumatic
DIMENSIONS / WEIGHT				
Weight (kg)	110	110	109	109
Length (cm)	145	145	145	145
Width (cm)	74	74	61	61
Height (cm)	133	133	100	100
ACCESSORIES				
Solid Steel Tines Set (360394-S)	•	•		
Solid Steel Tines Set (362611)				
Tines 3/8" (9,5 mm) Hollow (381150)			•	•
Tines 3/8" (9,5 mm) Solid (381151)			•	•
Tines 7/8" (22 mm) (381149)			•	•
Tines 5/8" (16 mm) (381057)			•	•
Zoysia Transfer (44 mm) (381152)			•	•
Service Kit 18 (380204)			•	•
Service Kit 25 (382605)				
Chariot (362600)				
Weight Jugs - 4 Required (361100)				
Expansion Kit 24" (61 cm) (361273)				

* All power levels are provided by Briggs & Stratton. ** All power levels are provided by Honda.



4.000	4.000	6.475	-	-
64 / 25°	64 / 25°	76 / 30°	122 / 48°	152 / 60°
Reciprocating Cam	Reciprocating Cam	Reciprocating Cam	Drum	Drum
7	7	7.6	7.6	10.2
6	6	8	-	80
6,5 x 19	6,5 x 19		-	-
Self Propelled	Self Propelled	Self Propelled	-	-
Hydrostatic	Hydrostatic	Hydrostatic	-	-
Semi-Pneumatic	Semi-Pneumatic	Semi-Pneumatic	Pneumatic	Pneumatic



Hydrostatic transmission

Model shown: SC181H

SC18 Series

SC181H, SC181HG (Golf Wheels)

The SC18 Series sod cutter is built upon the most rugged foundation in the industry with a superstructure frame featuring 23 kg of steel and supports a robust drive and cut system. A variable speed hydrostatic transmission allows operators to match cutting speed to ground condition in both forward and reverse.

The SC181H comes standard with a rear caster wheel for curved cuts and locks for straight cutting and handle isolation mounts absorb vibration for smooth, fatigue-free operation. Other user-friendly features include an hour meter, heavy-duty front bumper bar and six convenient tie-down points.

The SC181HG features specially designed knobbly wheels for golf applications (see opposite), ideal for softer touch, bent grass and shallow cut applications.

Coupled to Honda power with a 3-year warranty, Billy Goat's 18" / 46 cm hydro sod cutter will be a favourite for irrigation, landscape, hardscape, sports field, flatwork and golf customers.





Features



Unique Paddle-Style Drive Wheels

SC181H model. For landscape applications. Designed to shed mud in wet conditions and grip in dry for improved cutting in all conditions.



Knobby Wheels for Golf Applications

SC181HG model. Ideal for softer touch, bent grass and shallow cut applications.



Tie Down Points

Convenient tie-downs make machine transport safe.



Rear Swivel Caster

Perfect for curved work or making turns at the end of a pass. Locks for straight cutting.



Vented Housing and Service Doors

Provides increased venting for cool operation. Three easy access service doors located at front / back of machine offer convenient access for servicing.



Set and Forget™ Blade Depth Adjustment

Single lever and clamp at user's operating position adjusts simply, saving time and providing precise cutting depths to 6cm.

USE / LEVEL	PROFESSIONAL / COMMERCIAL
	SC18 Series
	SC181H / SC181HG (Golf Wheels)
ENGINE	
Engine Make	Honda
Engine Model	GXV160
Performance kW [HP]	4.1 [5.5]**
Displacement (cc)	163
CUTTER	
Cutting Width (cm/inch)	46 / 18"
Cutting Depth (cm)	6.3
Drive Type	Self Propelled
Transmission Type	Hydrostatic
Transmission Brand & Model	HydroGear RT310
DIMENSIONS / WEIGHT	
Weight (kg)	179
Length (cm)	152
Width (cm)	67
Height (cm)	98



** All power levels are provided by Honda.

Meadow and brush cutting the easy way

The Billy Goat brush cutters are made for cutting through overgrown bush, fields, clearing meadows or hiking trails. The combination of rigid 66 cm mowing decks, with the heavy duty spindles and the strong engines mean no job is too tough. The ergonomic controls make these brush cutters a perfect partner in some of the harshest environments.





Model shown:
BC2600HM

Mechanical transmission.
Ideal for meadow work

BC Series - Fixed Deck

BC2600ICM, BC2600HM

The 26" / 66 cm wide fixed deck commercial-duty brush cutter provides excellent stability in deep vegetation.

The mechanical transaxle, featuring 3 speeds forward and 1 reverse, is ideal for clearing meadows and fields or cutting paths and trails wherever dense brush and weeds present a clean-up challenge.

The heavy-duty blade spindle is reinforced on four sides to tackle the toughest cutting conditions, including thick brushes, grass and weeds over 180 cm tall, and saplings up to 5 cm diameter. For operator comfort and high productivity, forward and reverse controls are at your fingertips.

The fixed deck brush cutters are powered by trusted Briggs & Stratton and Honda engines.



Model shown:
BC2600HH

Hydrostatic drive.
Ideal for rough terrain,
hills and high brush

BC Series - Pivoting Deck

BC2600HH, BC2600HEBH

Step up to the heavy-duty brush cutter power of the BC Pivoting Deck Series and dramatically improve your productivity and profitability.

The BC26 has a 26" / 66 cm wide pivoting deck with higher tip speed for improved speed and cut quality. Engineered to glide over uneven terrain, the pivoting brush deck hugs the ground for a better cut. This minimizes scalping and improves traction by keeping the weight of the machine on its drive wheels.

This nature-taming performer comes standard with a Tuff Torq™ variable hydrostatic transmission featuring fully automatic Enhanced Traction Control (ETC), offering superior traction in wet or uneven conditions.

Both brush cutters can cut saplings and brushes – all at a rate of just under an acre of brush per hour. The BC2600HEBH is equipped with a powerful Honda engine with electric start.

Electric start option




Features

BC Series - Fixed Deck



Fixed Rear Discharging Deck

Does not articulate and pull, snag on hills, holes or uneven ground. Provides excellent stability in deep vegetation. Rigid Deck.



Heavy-Duty Mechanical Transaxle

Combines the transmission and differential into one sealed package with no linkages to snag on brush. Three speeds and reverse.



Heavy Duty Blade Spindle

Reinforced in four directions for maximum durability and safety, so you can keep cutting in the harshest conditions.



Ergonomically-Angled Control Handles with Padded Grips

Intuitive drive controls make it easier to move forward and reverse. Wide handles with padded grips and guards for maximum protection and leverage in deep brush.

BC Series - Pivoting Deck



Pivoting Rear Discharging Deck

+/- 12 degree and 66 cm wide pivoting deck with proprietary return to neutral is engineered to glide over uneven terrain and deep brush.

Wide Tyres

Wider tractor tyres for better traction and pulling power.



Tuff Torq™ Hydrostatic Transaxle

With ETC (Enhanced Traction Control) is fully automatic, sensing when the rear wheel starts to spin, locking the wheel to provides superior traction on hills or in wet and uneven conditions.



Rubberised Rear Deck Trim

Allows for easier stump clearance in reverse.



Intuitive Drive Controls & Handles with Padded Grips

Best in class control package allows the user to feather in forward and reverse directly from the handles - no shifting required.



Heavy Duty Blade Spindle

Reinforced in four directions for maximum durability and safety, so you can keep cutting in the harshest environments.

**Swivelling Front Caster Wheels**

The swivelling caster wheels provides stability to the pivoting mower deck to cut bushes and weed evenly at higher heights up to 9,5 cm tall.

BC Series - Pivoting Deck, Swivel Wheels
BC2600HHEU

The BC2600HHEU offers all the great features of the BC Series with pivoting deck and variable Tuff Torq™ hydrostatic transmission but has lockable front caster wheels to help hold hillsides. The caster wheels allow the brush cutter more mobility when being turned.

Ergonomically-angled handles with padded grips offer comfort and protection. Never take your hands off the machine to shift gears with conveniently located controls. It is equipped with a powerful Honda engine.

Hydrostatic drive & swivel wheels.
Ideal for rough terrain, hills and high brush





USE / LEVEL	ROUGH TERRAIN, HILLS & HIGH BRUSH				
	BC Series - Fixed Deck		BC Series - Pivoting Deck		BC Series - Swivel Wheels
	BC2600ICM	BC2600HM	BC2600HH	BC2600HEBH	BC2600HHEU

ENGINE

Engine Make	Briggs & Stratton	Honda	Honda	Honda	Honda
Engine Model	Intek™ Series	GXV390	GXV390	GXV390	GXV390
Performance kW [HP]	7,6 [10,3]*	9,7 [13,0]**	9,7 [13,0]**	9,7 [13,0]**	9,7 [13,0]**
Displacement (cc)	344	390	390	390	390
Starting	Recoil Start	Recoil Start	Recoil Start	Electric Start	Recoil Start

BRUSHCUTTER

Productivity (m²/h)	2.700	2.700	2.700	2.700	2.700
Cutting Width (cm/inch)	66 / 26"	66 / 26"	66 / 26"	66 / 26"	66 / 26"
Height of Cut (cm)	2,5 - 9,5	2,5 - 9,5	2,5 - 9,5	4,5 - 9,5	4,5 - 9,5
Height of Cut Adjustment	Fixed	Fixed	Fixed	Fixed	Adjustable
Drive Type	Self Propelled	Self Propelled	Self Propelled	Self Propelled	Self Propelled
Transmission Type	Geared	Geared	Variable Hydrostatic	Variable Hydrostatic	Variable Hydrostatic
Gears Forward	3	3	-	-	-
Gears Reverse	1	1	-	-	-
Diff Lock	-	-	Enhanced Traction Control	Enhanced Traction Control	Enhanced Traction Control

DIMENSIONS / WEIGHT

Weight (kg)	143	144	147	152	147
Length (cm)	183	183	183	183	203
Width (cm)	78	78	78	78	78
Height (cm)	121	121	121	121	121

* All power levels are provided by Briggs & Stratton. ** All power levels are provided by Honda.





Clean up with our vacuums, blowers and debris loaders

From small property residential to large property commercial leaf clean-up, Billy Goat's full line of Debris equipment gets your job done easy and fast.

With the biggest range of vacuums you always find the best machine. The light Force™ blowers are up to 30% lighter and deliver up to 7x the power of a backpack. If you have to manage big amounts of leaves or rubbish, let us convince you by the power of our debris loaders.

Check on the next pages which machine fits your job.

**Lightweight,
easy to push**

Model shown:
F601V

**Increased power,
self propelled option**

Model shown:
F1002SPV

**Professional use,
self propelled option**

Model shown:
F1302SPH

**F6 Series**

F601X, F601V

Billy Goat's F6 Series force blowers feature the next level of performance and productivity in push blowers. Forget the fatigue factor associated with heavy metal machines, these models are a remarkable 30% lighter than comparable steel units making it a breeze to roll around the lawn. Ideal for residential clean up and it is 2,5 times more powerful than a backpack, so you'll get your work done faster with less fatigue.

The F601X is powered by a Briggs & Stratton high end engine while the F601V is equipped with a professional Vanguard™ engine.

F9 / F10 Series

F902H, F1002V, F1002SPV

Step up to commercial clean up power. This unit is ideal for medium size maintenance contractors and large property owners. The F902H is backed by a 3-year Honda engine warranty.

The F10 Series force blowers offers all the great features of the F9 Series but these 2 models are both equipped with professional Vanguard™ engines with 3 year warranty.

The F1002SPV is self propelled to increase productivity.

F13 Series

F1302H, F1302SPH

Professional power and productivity, these Honda powered force blowers are a favourite for full size landscapers, schools, parks departments, cemeteries, resorts and golf and estate properties.

The F13 Series is available in a push and a self propelled version.



Key Features:

All models feature patented Aim & Shoot™ throwing debris farther (pictured left).

5 year housing warranty on F9 - F18 Series.



Professional use

Model shown:
F1802SPV



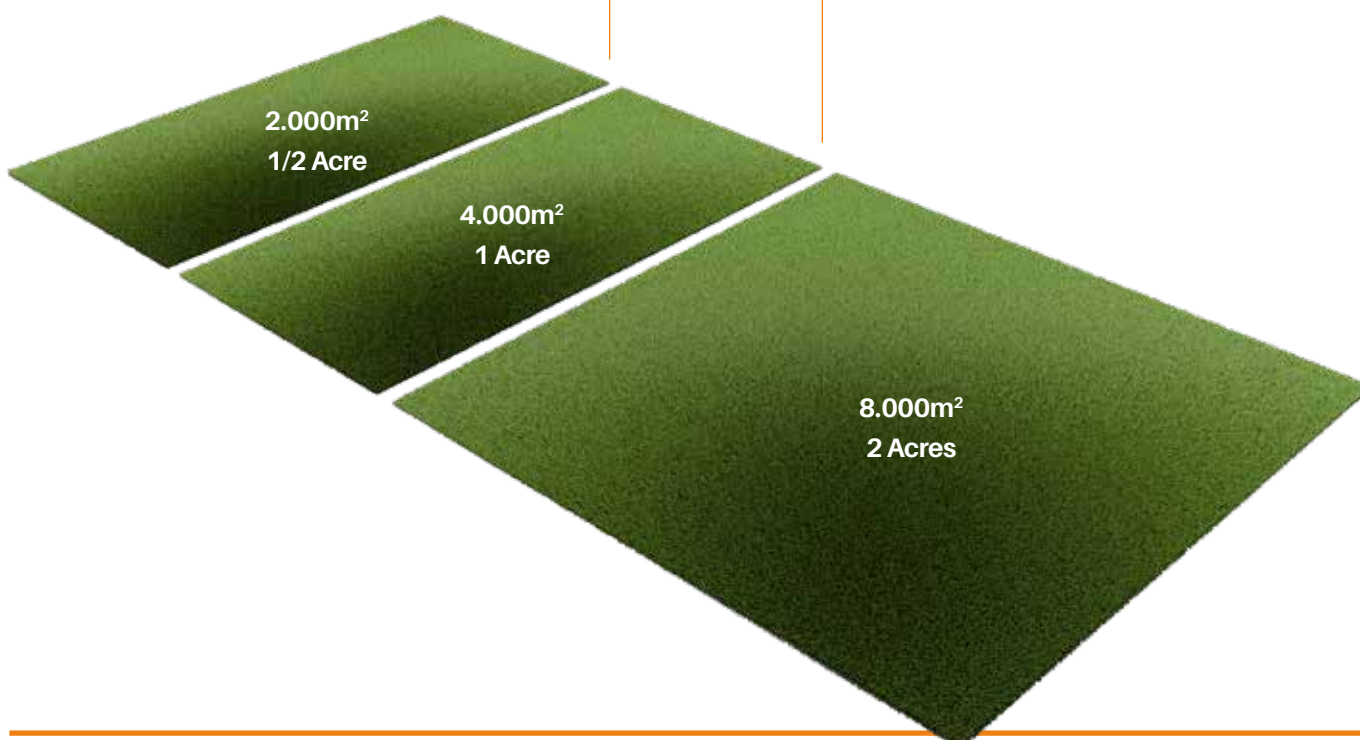
F18 Series

F1802V, F1802SPV

The ultimate in volume and power! A 15,2 cm discharge with air velocity of just below 320 km/h will blow and push leaves and debris farther so you can clean up faster than with any other blower in our line up.

Both blowers are equipped with professional Vanguard™ V-Twin engines with a 3-Year engine warranty.

AVERAGE LEAF CLEARING TIME	2.000m ²	4.000m ²	8.000m ²
STANDARD EQUIPMENT			
Handheld Blower	5 hrs. 24 mins	-	-
Large Backpack	2 hrs. 45 mins	5 hrs. 29 mins	-
BILLY GOAT FORCE BLOWERS			
F6 Series	1 hr. 12 mins	2 hrs. 23 mins	4 hrs. 46 mins
F9/10 Series	43 mins	1 hr. 26 mins	2 hrs. 52 mins
F13 Series	27 mins	53 mins	1 hr. 46 mins
F18 Series	24 mins	47 mins	1 hr. 24 mins





Features



Patented Aim N Shoot™

Directs the airflow where you need it most with fingertip control and is lockable for single positions.



Smooth, Rounded Housing

Eliminates air voids for a smooth, quiet, powerful flow. Proven design won't rust or dent. Backed by a 5-Year housing warranty.



Quiet Operation

Compared to backpacks and steel blowers, the quiet operation is a welcome relief among users and in neighbourhoods.



Advanced Fan Technology

Features a single shot 16-blade closed face fan; twice as many blades as others on the market.



Self Propelled Blowers

The F10, F13 and F18 Series force blowers all have a self propelled option to increase operator productivity.



Ergonomic Handles

Easy and comfortable to use.

Accessories

F6 Series



Forward Discharge

Improved design of soft rubber. It is perfect for cleaning along walls and fences. Standard on F9 - F18 Series models. (441130)

F9 - F10 - F13 - F18 Series



Caster Wheel Kit

Allows more manoeuvrability in tight spaces for moving airflow from side to side, without lifting the front wheel. (440293)



Parking Brake Kit

Locks drive wheels to park the force blower on hill sides. (44140)



3m Hose Kit

Fits over nozzle to direct airflow into hard to reach spaces. (441166)



Quick Hold Down Kit

Quick trailer lock down attachment saves time. (440120)



Foam Filled Front Tyre

Foam filled tyres cannot be punctured, avoiding costly downtime and tyre replacements. (440279)



Debris Management - Force Blowers

USE / LEVEL	SMALL		MEDIUM		
	F6 Series		F9 Series	F10 Series	
	F601X	F601V	F902H	F1002V	F1002SPV

ENGINE

Engine Make	Briggs & Stratton	Briggs & Stratton	Honda	Briggs & Stratton	Briggs & Stratton
Engine Model	Professional Series™	Vanguard™	GX270	Vanguard™	Vanguard™
Performance kW [HP]	3,7 [5,0]*	4,1 [5,5]*	6,6 [9,0]**	7,46 [10,0]*	7,46 [10,0]*
Displacement (cc)	208	205	270	305	305

BLOWER

Output Diameter (cm)	8.9	8.9	10.2	10.2	10.2
Drive Type	Push	Push	Push	Push	Self Propelled
Productivity	2.3 x backpacks	2.3 x backpacks	3.8 x backpacks	3.8 x backpacks	3.8 x backpacks
Air Velocity (km/h)	320	320	320	320	320
Impeller Blades	16	16	16	16	16
Fan Size (inch [cm])	16 [40,6]	16 [40,6]	17 [43,2]	17 [43,2]	17 [43,2]
Front Wheel Tyres (inch [cm])	8 [20,3] x 3 [7,6]	8 [20,3] x 3 [7,6]	10 [25,4] x 3 [7,6]	10 [25,4] x 3 [7,6]	10 [25,4] x 3 [7,6]
Front Tyre Type	Semi-pneumatic	Semi-pneumatic	Pneumatic	Pneumatic	Pneumatic
Rear Wheel Tyres (inch [cm])	10 [25,4] x 3 [7,6]	10 [25,4] x 3 [7,6]	13 [33] x 5 [12,7]	13 [33] x 5 [12,7]	13 [33] x 5 [12,7]
Rear Tyre Type	Pneumatic	Pneumatic	Pneumatic	Pneumatic	Pneumatic

DIMENSIONS / WEIGHT

Weight (kg)	38	40	65	65	75
Length (cm)	111	111	143	143	143
Width (cm)	56	56	74	74	74
Height (cm)	114	114	114	114	114

ACCESSORIES

Hose Kit (441166)	•	•			
Forward Discharge (441130)	•	•			
Caster Wheel Kit (440293)			•	•	•
Quick Hold Down Kit (440120)					•
Parking Brake Kit (441140)			•	•	•
Foam Filled Front Tyre (440279)					•

* All power levels are provided by Briggs & Stratton. ** All power levels are provided by Honda.



LARGE			
F13 Series		F18 Series	
F1302H	F1302SPH	F1802V	F1802SPV

Honda	Honda	Briggs & Stratton	Briggs & Stratton
GX390	GX390	Vanguard™	Vanguard™
9,6 [13,0]**	9,6 [13,0]**	13,4 [18,0]•	13,4 [18,0]•
393	393	570	570

12.7	12.7	15.2	15.2
Push	Self Propelled	Push	Self Propelled
6.2 x backpacks	3.8 x backpacks	7 x backpacks	3.8 x backpacks
320	320	320	320
16	16	16	16
17 [43,2]	17 [43,2]	17 [43,2]	17 [43,2]
10 [25,4] x 3 [7,6]	10 [25,4] x 3 [7,6]	10 [25,4] x 3 [7,6]	10 [25,4] x 3 [7,6]
Pneumatic	Pneumatic	Pneumatic	Pneumatic
13 [33] x 5 [12,7]	13 [33] x 5 [12,7]	13 [33] x 5 [12,7]	13 [33] x 5 [12,7]
Pneumatic	Pneumatic	Pneumatic	Pneumatic

69	78	81	86
143	143	143	143
72	72	74	74
114	114	114	114

•	•	•	•
•	•	•	•
•	•	•	•
•	•	•	•



Compact and easy to manoeuvre



LB Series

LB352

The Little Billy outdoor leaf and litter vacuum, weighing only 26 kg and 51cm / 20" wide, is a particularly light and manoeuvrable entry level vacuum featuring superior suction. The unit is ideal for vacuuming leaves, grass and garden debris on patios or hard surface areas. Powered by a reliable Briggs & Stratton 500E Series™ engine.

Easy operation



Model shown:
KV601SP

KV Series

KV601, KV601SP, KV650H, KV650SPH

Powerful suction and easy operation make clean up a snap for leaves, seeds, mulch, blooms, branches, litter and debris. Ideal for multi-surface residential and light commercial use, Billy Goat's versatile 69cm / 27" wide lawn and litter vacuum has variable height adjustment for hard surface or turf work. 30cm / 12" tyres on the push vacuums and rear wheel drive on the self propelled vacuums makes operation easy, even in hilly environment. The KV Series vacuum are powered by trusted Briggs & Stratton and Honda engines.

Integrated chipper



TKV Series

TKV650SPH

The 69cm / 27" TKV Series lawn and litter vacuum offers all the great features of the KV Series but has an integral on-board 5, 1cm / 2" chipper. Now you can add branches to all your leaf, seed, blooms, mulch, litter and debris clean up jobs. The TKV self propelled Honda powered vacuum takes the chore and fatigue out of hilly turf clean up.

Integrated Chipper - Now you can add branches to all your leaf, seed, bloom, mulch, litter, and debris cleanup jobs.





KV / TKV Series Features



Robust Transmission

Single speed self propelled.
Great for hilly turf applications.
KV601SP, KV650SPH, TKV650SPH.




Easy Opening of Bag

The hard bottom zipperless bag uses two easy open fasteners for long life and simple unloading. Bottom loading.



Integral Dust Skirt

Keeps dust down and away from the operator.



5-Blade Serrated Impeller

Maximizes suction, long life time and debris reduction.

Accessories

LB Series



LB Hose Kit
10cm x 210cm
(900460)



LB Turf Bag
Turf bag for Little Billy. 105 litre capacity.
(900722)

KV / TKV Series



Caster Wheel Kit
Increases manoeuvrability.
(891128)




Nozzle Wear Kit
Prevents nozzle wear on hard surface applications.
(891127)



KV601SP with Hose Kit
The optional hose kit helps between shrubs, beds and under decks or utilities.
With telescopic handle
(891125)



Foldable Turf Bag
For better dust control. 151 litre capacity.
(891126)



Liner Sleeve
Protects housing in sandy conditions.
(891134)



Cover
Waterproof.
(891137)



Shredder Screen Kit
Reduces dry leaves up to 12:1.
(891153)

Electric start option

Model shown:
MV601SPE
with optional hose kit

**MV Series**

MV601SPE, MV650H, MV650SPH

Step up to the heavy-duty clean up power of the MV Series 74cm/29" wide lawn and litter vacuums. Designed for both hard surfaces and turf, the MV Series is ideal for larger properties, commercial lots, leaf clean up, hire companies, parks, city streets, school districts or municipal clean up. Powerful 6-blade serrated impeller for maximum suction and debris reduction. Picks up cans, bottles, grass clippings, litter and other debris with ease. Abrasion-resistant composite housing components reduce weight and won't rust or dent.

The MV Series vacuums features one Honda powered push unit and two self propelled, 3 speed, Honda and Briggs & Stratton powered vacuums. The Briggs & Stratton electric start engine is made for easy starting.





Features



74 cm / 29" Gobbler Door

Adjustable from the operator's position for easy switching between hard surface, turf or hose applications.



Unique Top Fill Design

Keeps dust out of operator's face and ensures optimum filling.



Top Loading Bag

Slides in and out on rails for best in class unloading. The 151 litres mesh bag holds up to 23 kg of debris.



Easy Control of Height

Crank style for optimum performance on turf and hard surfaces.



3-Speed Transmission

The MV Series self propelled models are equipped with a 3-gear ultra smooth and durable transmission.



36cm / 14" Wheels

The 14" wheels smooth out the rough areas and make the vacuum manoeuvrable.

Accessories



Electrostatic DUST SOCK™ Kit

Traps dust for optimum operator and air quality protection. (840263)



Disposable Bag Liners

Eliminates the extra step of bagging your debris. Pack of 12. (840134)



Cover

Waterproof. (891137)



Caster Wheel Kit

Increases manoeuvrability. (8401029)



MV Series Hose Kit

MV Series vacuum with optional hose kit attached to the gobbler door. With telescopic handle. Diameter 12,7cm / 5". Length 305cm / 10'. Model shown: MV601SPE. (840116)



Model shown:
QV550HSP with optional hose kit

**Low dust, low noise
with QuietVac™**



QV Series

QV550H, QV550HSP, QV900HSP

Billy Goat's 84cm / 33" QUIETVAC™ is the world's quietest vacuum. It's unique cyclonic filtration with exclusive Dust Sock™ technology that dramatically reduces dust in dry conditions.

The housing and 6-blade armour plate steel fan combination provide optimum suction power and 12 to 1 debris reduction for composting in dry conditions.

This hard surface machine is ideal for contractor use and municipal clean up applications such as tarmac, school campuses, hospitals, parks, churches, airport pedestrian areas, resorts, city streets and pavements.

The QV Series range consists of one push and two self propelled vacuums, all powered by Honda.





Features



QUIETVAC™

As low as 97 LWa and 77 dBA at full rpm and 96 LWa and 76 dBA at 2800 rpm.



Debris Bag Dust Skirt

The QV Series vacuums are standard equipped with a debris bag dust skirt.



Turf Bag

Large 136 litres turf bag with 4 hooks. Loading and unloading is fast and easy.



Powerful Suction

Unique housing and fan system provides the best suction power of any vacuums on the market today.



Durable Front Casters

Roll smoothly through turns and over uneven surfaces.



Easy Steering

Thanks to the clutches on the handlebars the QV Series is easy to manoeuvre, even in the most restricted areas.



Hydrostatic Drive Transmission

The self propelled models have a hydrostatic transmission from 0-3 mph (0 ~ 4,8 km/h) with infinite forward and reverse.



Unique Cyclonic Filtration

The cyclonic filtration system, when combined with exclusive DUST SOCK™ technology, dramatically reduces dust in dry conditions, providing the ultimate in operator comfort.

Electrostatic DUST SOCK™

The DUST SOCK™ acts as a secondary filter lowering the amount of dust that escapes the bag. It is used in dry and dusty conditions only.

Accessories



Replacement Bag

Replaces the original vacuum bag. 136 litre capacity. (831612)



Parking Brake Kit

(831609)



Collapsible Hose

5" x 10' (12,7 x 305 cm) hose; hand extension for best in class ergonomic use; on board storage. (831018)



Liner Sleeve

Protects housing in sandy conditions. (831610)



Debris Management - Leaf & Litter Vacuums

USE / LEVEL	SMALL SIZE	LIGHT COMMERCIAL / RESIDENTIAL				
	LB Series	KV Series				TKV Series
	LB352	KV601	KV601SP	KV650H	KV650SPH	TKV650SPH

ENGINE

Engine Make	Briggs & Stratton	Briggs & Stratton	Briggs & Stratton	Honda	Honda	Honda
Engine Model	500 Series™	Professional Series™	Professional Series™	GSV190	GSV190	GSV190
Performance kW [HP]	2,6 [3,5]*	4,5 [6,0]*	4,5 [6,0]*	4,9 [6,5]**	4,9 [6,5]**	4,9 [6,5]**
Displacement (cc)	140	190	190	187	187	187
Starting	Recoil Start	Recoil Start	Recoil Start	Recoil Start	Recoil Start	Recoil Start

VACUUM

Productivity (m³/h)	1.260	2.900	2.900	2.900	2.900	2.900
Working Width (cm/inch)	51 / 20"	69 / 27"	69 / 27"	69 / 27"	69 / 27"	69 / 27"
Drive Type	Push	Push	Self Propelled	Push	Self Propelled	Push
Transmission Type	-	-	-	-	-	-
Housing Material	Composite	Metal	Metal	Metal	Metal	Metal
Wheels (inch)	8"	12"	12"	12"	12"	12"
Impeller Blades	4	5	5	5	5	5
Impeller Type	Non serrated	Serrated	Serrated	Serrated	Serrated	Serrated
Bag System	Zipper Bag	Foldable Bag	Foldable Bag	Foldable Bag	Foldable Bag	Foldable Bag
Bag Capacity (l)	105	151	151	151	151	151

DIMENSIONS / WEIGHT

Weight (kg)	26	53	60	57	61	64
Length (cm)	119	158	158	158	158	158
Width (cm)	55	68	68	68	68	68
Height (cm)	102	110	110	110	110	110

ACCESSORIES

LB Hose Kit (900460)	•					
LB Turf Bag (900722)	•					
Hose Kit (891125)		•	•	•	•	•
Hose Kit (840116)						
Caster Wheel Kit (891128)		•	•	•	•	•
Caster Wheel Kit (8401029)						
Nozzle Wear Kit (891127)		•	•	•	•	•
Liner Sleeve (891134)		•	•	•	•	•
Cover (891137)		•	•	•	•	•
Shredder Screen Kit (891153)		•	•	•	•	•
Felt Bag (891126)		•	•	•	•	•
DUST SOCK™ Kit (840263)						
Disposable Bags (840134)						
Sand Liner (840201)						
Replacement Bag (831612)						
Parking Brake Kit (831609)						
Collapsible Hose (831018)						
Liner Sleeve (831610)						
Chariot (830257)						

* All power levels are provided by Briggs & Stratton. ** All power levels are provided by Honda.



PROFESSIONAL / COMMERCIAL					
MV Series			QV Series		
MV601SPE	MV650H	MV650SPH	QV550H	QV550HSP	QV900HSP

Briggs & Stratton	Honda	Honda	Honda	Honda	Honda
Professional Series™	GSV190	GSV190	GX160	GX160	GX270
4,7 [6,3]•	4,9 [6,5]**	4,9 [6,5]**	4,1 [5,5]**	4,1 [5,5]**	6,6 [9,0]**
190	187	187	160	160	270
Electric Start	Recoil Start	Recoil Start	Recoil Start	Recoil Start	Recoil Start

4.250	4.250	4.250	2.850	2.850	3.000
74 / 29"	74 / 29"	74 / 29"	84 / 33"	84 / 33"	84 / 33"
Self Propelled 3-gear	Push	Self Propelled 3-gear	Push	Self Propelled	Self Propelled
-	-	-	-	Hydrostatic	Hydrostatic
Composite	Composite	Composite	Metal	Metal	Metal
14"	14"	14"	13" / pneumatic	13" / pneumatic	13" / pneumatic
6	6	6	6	6	6
Serrated	Serrated	Serrated	Serrated	Serrated	Serrated
Sliding Bag	Sliding Bag	Sliding Bag	Bag with 4 hooks	Bag with 4 hooks	Bag with 4 hooks
151	151	151	136	136	136

93	73	82	80	103	112
163	163	163	160	160	160
74	74	74	84	84	84
116	116	116	130	130	130

•	•	•			
•	•	•			
•	•	•			
•	•	•			
•	•	•			
•	•	•			
			•	•	•
			•	•	•
			•	•	•
				•	•
				•	•

**Lightweight**Model shown:
DL1301HEU**DL13 Series**

DL1301HEU

An ideal combination of power and size, at 3.573 m³/h of suction, the DL13 debris loader is perfect for mid-size jobs. The unit is lightweight and equipped with a powerful Honda engine.

A dual shredding 35cm / 14" wide armor plate impeller with Piranha™ blade reduces debris up to 12:1 and maximizes trailer loading across multiple properties before emptying, saving you time and dump fees.

The 20 cm intake hose is a 300 cm long, best in class, clear poly helical coil.

**Electric
start option**Model shown:
DL1801VE with electric start**DL18 Series**

DL1801V, DL1801VE

Step up to the midsize series of debris loaders, ideal for mid to large municipal and contractors applications. The DL18 Series heavy-duty debris loaders are powered by Vanguard™ engines, producing suction at 6.300 m³/h. Electric start on DL1802VE reduces fatigue and saves time.

The DL18 Series debris loaders feature a 40cm / 16" diameter armor plate steel impeller with 8 cutting points, replaceable poly liner and a 12-gauge (2,7 mm) steel housing for maximum suction power.

Both debris loaders can be mounted with the optional hanger kit or skid mounted to a truck or trailer bed.

The 25cm intake hose is a 300cm long, clear poly helical coil.

Dual Shredding and CustomFit™ mounting options are available on all Debris Loaders.



High suction capacity



Model shown: DL2900V with optional trailer

DL29 / DL37 Series

DL2900V, DL3700V

When commercial productivity counts, the DL29 and DL37 debris loaders are the most popular contractor and municipal machines. The DL29 features a 29 HP V-Twin engine coupled to the largest 51cm / 20", 4 blade, armour plated impeller with 12 cutting points and dual shredding Piranha™ technology for up to 12:1 reduction and 7.475 m³/h of suction power. For durability, the unit also features a convenient replaceable poly liner in the housing. A large 30 x 300 cm clear poly helical hose is ideal for taking huge bites out of any debris pile. The discharge shoot features a no tool, no thread 360 degree unique rotational discharge shoot that is hand adjustable.

The DL37's 37 HP Vanguard™ EFI engine delivers easier starting and fuel savings of up to 25% over carbureted equivalents. It is coupled to a 6-blade, armor plated impeller with 18 cutting points and dual shredding Piranha™ technology for up to 12:1 reduction and 8.580 m³/h of suction power. The 35cm intake hose is 300cm long.



Vanguard™ EFI engine

By adding closed-loop EFI, Vanguard™ engines deliver easier starting and fuel savings of up to 25% over carburetted equivalents. Available on DL37 Series debris loaders with 3 year warranty.





Features



Dual Shredding System with Piranha™ Blade

For extra shredding. Serrated blades with cutting points for maximum loading. Debris reduction up to 12:1.



Safety Kill Switch

Quick connect / release hose clamp with safety interlock.



Urethane Clear Hose

Clear hose allows for visual inspection and quick removal of hose clogs. Replacement hoses are available.



Intake Hose Storage

Simple secure nozzle hook for convenient and efficient storage.



Discharge Shoot Deflector Kit

Deflects debris for most efficient loading. Also available as an accessory.



Adjustable Rotating Discharge Shoot

No tool, hand adjustable rotating discharge shoot allows 360° positioning. Standard on DL29 and DL37 Series. Optional on other series.

CustomFit™ Mounting Options and Accessories



CustomFit™ Extension Kit

Extends discharge height by 40 cm. Cannot be used with rotational kit. (791600)



CustomFit™ Receiver Hitch

Simple to install and remove and easily mounts to your truck for use with DL13 and 18 loaders. (812601)



CustomFit™ Hanger Kit

Easy to install, locks in place with 2 bolts. (812260)




CustomFit™ Swing Away Hitch

Locks at 90° and 180° so the unit can be swung away for easy dumping. (SAH34)



CustomFit™ Stake Body Swing Away Hitch

Simple to install. (SBSA6)



CustomFit™ Discharge Hose Kit

Extends discharge by 150cm on DL13 and 18 loaders for customisation to your truck or trailer. (812300)

CustomFit™ Trailer
Includes pre-wired lights, 14" wheels, traffic cone holder & backup whip standard. Model Shown: DL2900V





Debris Management - Debris Loaders

USE / LEVEL	MEDIUM		
	DL13 Series	DL18 Series	
	DL1301HEU	DL1801V	DL1801VE
ENGINE			
Engine Make	Honda	Briggs & Stratton	Briggs & Stratton
Engine Model	GX390	Vanguard™	Vanguard™
Performance kW [HP]	9,7 [13,0]**	13,4 [18,0]*	13,4 [18,0]*
Displacement (cc)	390	570	570
Engine Features	Recoil Start	Recoil Start	Electric Start
Fuel Capacity (l)	6.5	8.5	8.5
LOADER			
Productivity (m³/h)	3.575	6.300	6.300
Hose Dimensions (cm)	20 x 300	25 x 300	25 x 300
Impeller Blades	4	4	4
Impeller Diameter (inch [cm])	14.25 [36]	16 [40]	16 [40]
Impeller Housing	Steel 10-gauge, Replaceable Liner	Steel 12-gauge, Replaceable Liner	Steel 12-gauge, Replaceable Liner
Cutting Points	8	8	8
Output Diameter (cm)	18	18	18
DIMENSIONS / WEIGHT			
Weight (kg)	93.9	121.1	121.1
Length (cm)	120	152	152
Width (cm)	69	82	82
Height (cm)	79	190	190
ACCESSORIES			
CustomFit™ Extension Kit (812273)	•	•	•
CustomFit™ Extension Kit (791600)			
CustomFit™ Hanger Kit (812260)	•	•	•
CustomFit™ Trailer (on request only)	•	•	•
CustomFit™ Swing Away Hitch (SAH34)	•	•	•
CustomFit™ Receiver Hitch (812601)	•	•	•
CustomFit™ Stake Body Swing Away Hitch (SBSA6)	•	•	•
CustomFit™ Discharge Urethane Hose Kit (812300)	•	•	•
CustomFit™ Discharge Metal Hose Kit (791106)			
Replacement Hose (811244)	•		
Replacement Hose (791033)		•	•
360 Rotational Kit (812332)	•	•	•
8" Hose Coupler (811244)	•		
Optional Discharge Shoot Deflector Kit (812295)			

* All power levels are provided by Briggs & Stratton. ** All power levels are provided by Honda.



LARGE	
DL29 Series	DL37 Series
DL2900V	DL3700V

Briggs & Stratton	Briggs & Stratton
Vanguard™	Vanguard™ EFI
21,6 [29,0]¹	27,6 [37,0]¹
896	993
Electric Start	Electric Start, Electronic Fuel Injection
22	22

7.475	8.580
30 x 200	35 x 250
4	6
20 [51]	20 [51]
Steel 12-gauge, Replaceable Liner	Steel 12-gauge, Replaceable Liner
12	18
20	20

215	215
152	152
82	82
190	190

•	•
•	•
•	•
•	•




Your Billy Goat Distributor:



Henton & Chattell Ltd
London Road
Nottingham
NG2 3HW

Tel: 0115 986 2161
Email: billygoatuk@hcuk.co
Web: www.billygoat.co.uk

Your Billy Goat Dealer:



Billy Goat EMEA

BRIGGS & STRATTON NETHERLANDS BV
PO BOX 12, 6040 AA ROERMOND,
THE NETHERLANDS

Tel: +31 (0)475 408 383
Fax: +31 (0)475 408 384

WWW.BILLYGOAT.EU